


CLASSIC TITAN LED LIGHTBARS

Combining the latest LED technology with unique optics, the CLASSIC TITAN lightbar range provides a brilliant 360° of visual warning that is ECE R65 approved.


Designed and manufactured in the UK, the CLASSIC TITAN lightbar is built to your exact requirements, offering a variety of flexible options to suit multiple vehicle applications including hazard lights, stop/tail/indicators, alley lights and centre illumination with optional sign writing.



CLASSIC TITAN LED LIGHTBAR RANGE



Model shown: LB482AC/IS



Unique 360° R65 Warning Module
9 x 3W Osram LEDs per Head -
Conformal Coated PCB - Four selectable
R65 approved flash patterns

Adjustable Heavy Duty
Rubber Mounting Feet

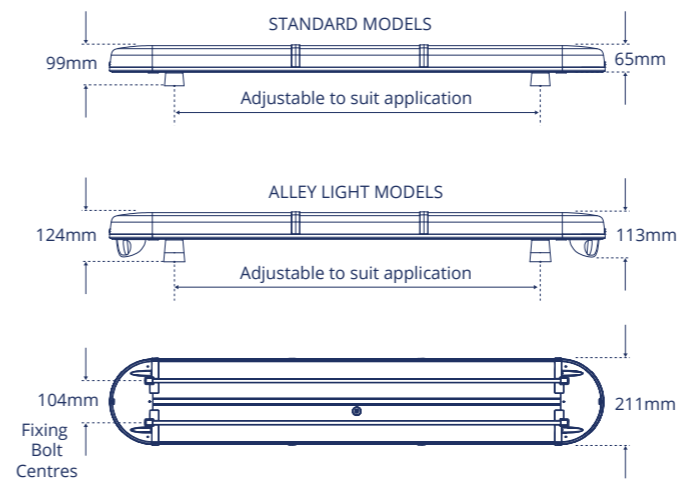
Extruded
Aluminium Base

Main Features

- Dual Voltage (12/24V)
- 2ft (0.6m), 2½ft (0.76m), 3ft (0.9m), 4ft (1.2m), 5ft (1.5m) & 6ft (1.8m) models available
- Four R65 approved flash patterns (single, double, triple, quad flash)
- Optional airport flash pattern (upon request)
- 360° high performance optics for improved safety
- Amber or clear polycarbonate lenses
- Extruded aluminium base
- Fully encapsulated electronic control module
- Long life LED technology
- Opal, clear or amber centre sections available
- 4 bolt mounting fix / High rise feet option
- Extreme temperature reliability -30° to +50°
- 2ft Magnetic models available
- 2.5 metre multi-core cable

OPTIONAL EXTRAS AVAILABLE

LED Stop, Tail, Indicator Light LED R65 Directional Hazard Light LED Alley Light Configuration Sign Writing




Now available with blue LEDs - R65 Class 1 Approved (clear lens)

Special request lightbar service
As we manufacture all our TITAN lightbars at our UK production facility we can accommodate any specification that you require. Simply contact our customer services team and we will be happy to assist.

Components	Current Consumption 12V	Current Consumption 24V
R65 LED Module (x1)	2.00A	1.00A
Centre Illumination (x1)	0.40A	0.20A
Alley Light (x1)	0.30A	0.15A
Hazard Light (x1)	0.30A	0.15A
Stop, Tail, Indicator (x1)	0.60A	0.30A

CLASSIC TITAN LED LIGHTBAR Model Guide


These lightbar drawings are for illustration purposes only

Reflector Module 	Stop, Tail, Indicator Light STI	Hazard Light HAZ	Alley Light A	Magnetic 
---	---	----------------------------	-------------------------	---

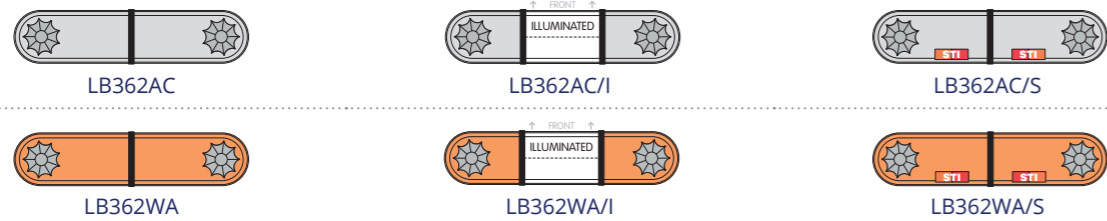
Lightbar Length - 2ft (610mm)



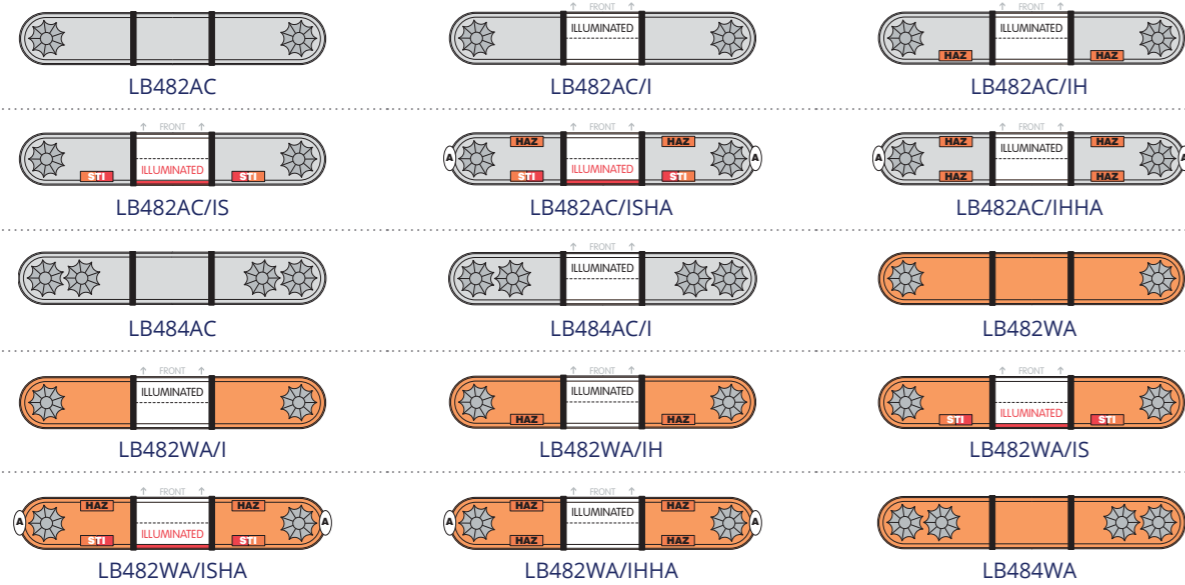
Lightbar Length - 2½ft (762mm)



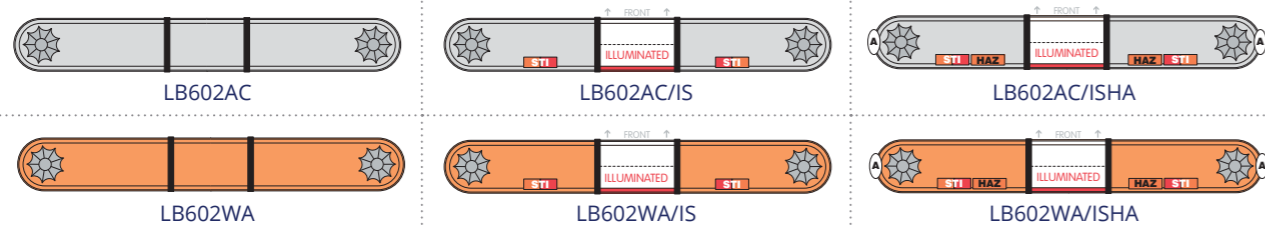
Lightbar Length - 3ft (915mm)



Lightbar Length - 4ft (1220mm)




Lightbar Length - 5ft (1524mm)

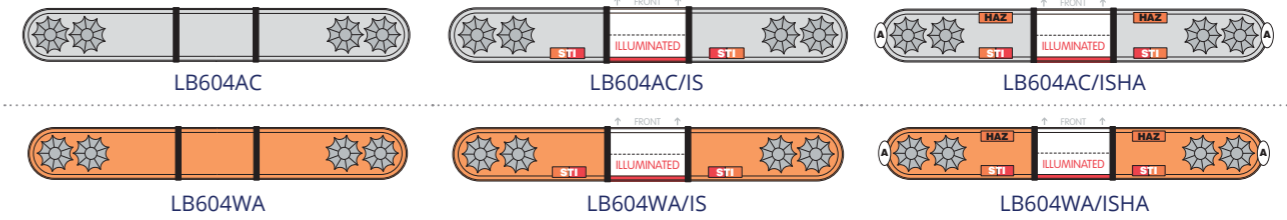


CLASSIC TITAN LED LIGHTBAR Model Guide

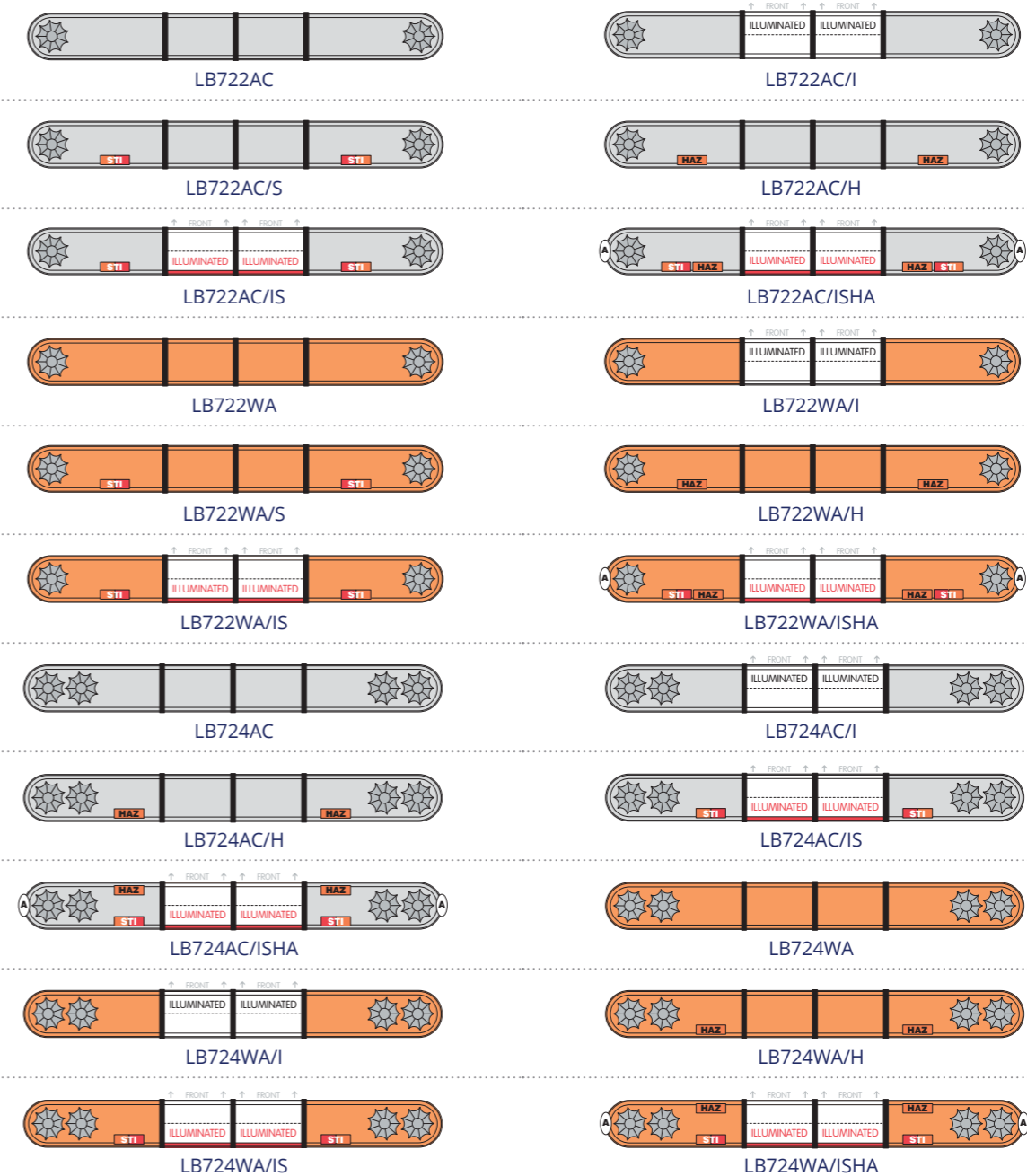
These lightbar drawings are for illustration purposes only

Reflector Module 	Stop, Tail, Indicator Light STI	Hazard Light HAZ	Alley Light A	Magnetic 
---	---	----------------------------	-------------------------	---

Lightbar Length - 5ft (1524mm) continued...



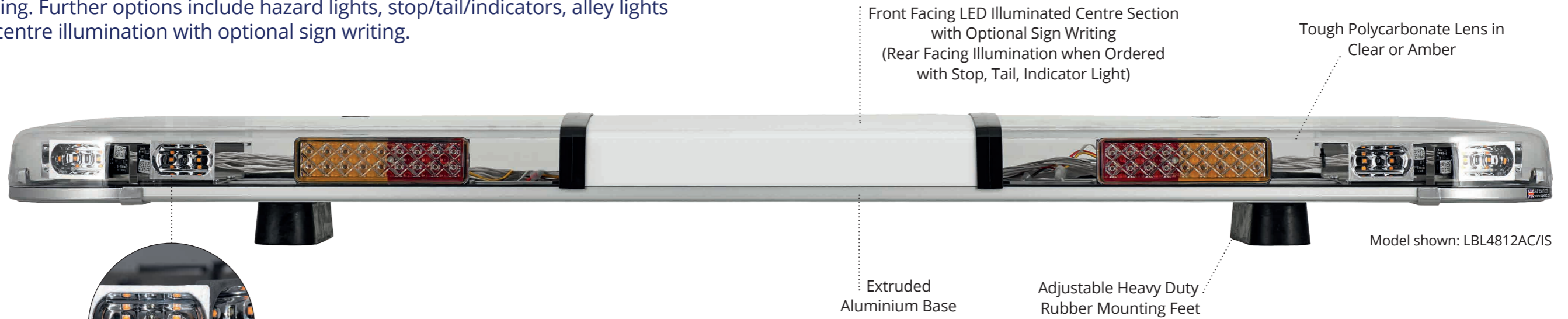
Lightbar Length - 6ft (1828mm)



LIGHTNING TITAN LED LIGHTBARS

Featuring four ECE R65 approved flash patterns and three operating modes, the LIGHTNING TITAN LED lightbar is a highly versatile addition to our UK manufactured lightbar range.

The advanced electronic control unit of the LIGHTNING TITAN lightbar enables additional front and rear facing LED modules to be specified for enhanced visual warning. Further options include hazard lights, stop/tail/indicators, alley lights and centre illumination with optional sign writing.



Unique R65 Warning Modules
Featuring 2 x 3W LEDs -
Four selectable R65 approved flash patterns

Main Features

- Dual Voltage (12/24V)
- 2ft (0.6m), 2½ft (0.76m), 3ft (0.9m), 4ft (1.2m), 5ft (1.5m) & 6ft (1.8m) models available
- Four R65 approved flash patterns (single, double, triple, quad flash)
- R65 amber (Class 1) and blue (Class 2) models available
- Three selectable operating modes - Simultaneous, Left/Right and Front/Back
- Airport flash & cruise modes available
- Amber or clear polycarbonate lenses
- Extruded aluminium base
- Fully encapsulated electronic control module
- Opal, clear or amber centre sections available
- 4 bolt mounting fix / High rise feet option
- Extreme temperature reliability -30° to +50°
- 2ft Magnetic models available
- 2.5 metre multi-core cable

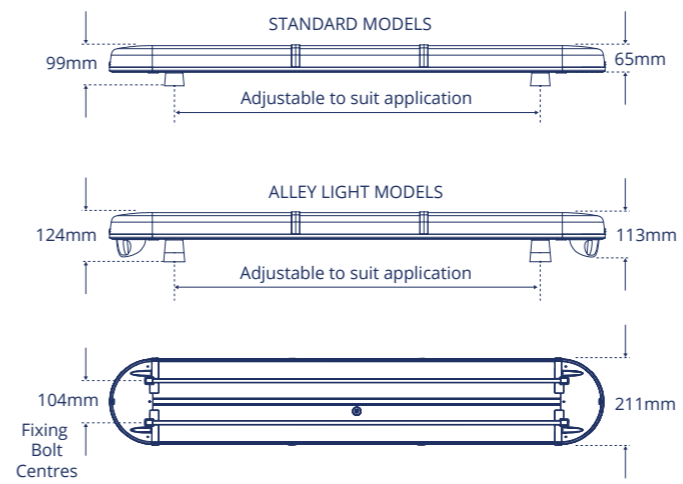
OPTIONAL EXTRAS AVAILABLE

LED Stop, Tail, Indicator Light

LED R65 Directional Hazard Light

LED Alley Light Configuration

Sign Writing



Now available with blue LEDs - R65 Class 2 Approved (clear lens)

Components	Current Consumption 12V	Current Consumption 24V
R65 LED Module (x1)	0.50A	0.30A
Centre Illumination (x1)	0.40A	0.20A
Alley Light (x1)	0.30A	0.15A
Hazard Light (x1)	0.30A	0.15A
Stop, Tail, Indicator (x1)	0.60A	0.30A

Special request lightbar service

As we manufacture all our TITAN lightbars at our UK production facility we can accommodate any specification that you require. Simply contact our customer services team and we will be happy to assist.

LIGHTNING TITAN LED LIGHTBAR Model Guide These lightbar drawings are for illustration purposes only

2 LED Module - AMBER 	2 LED Module - WHITE 	Stop, Tail, Indicator Light 	Hazard Light 	Magnetic 
---	---	--	--	---

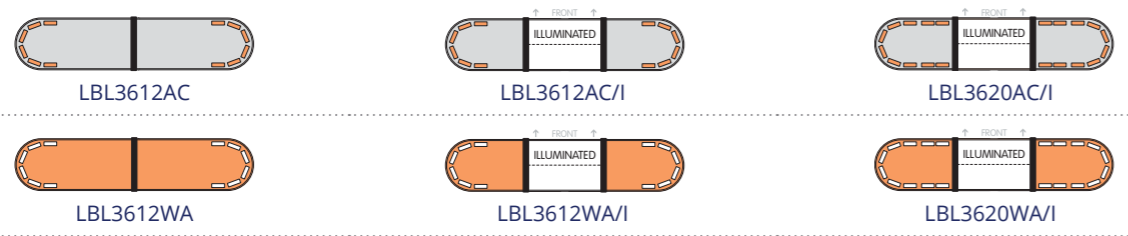
Lightbar Length - 2ft (610mm)



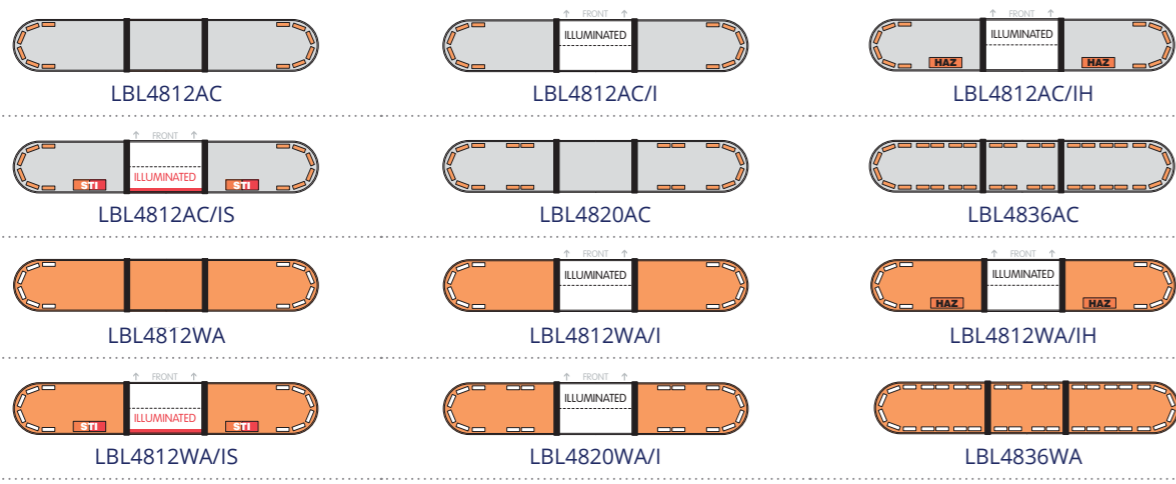
Lightbar Length - 2½ft (762mm)



Lightbar Length - 3ft (915mm)



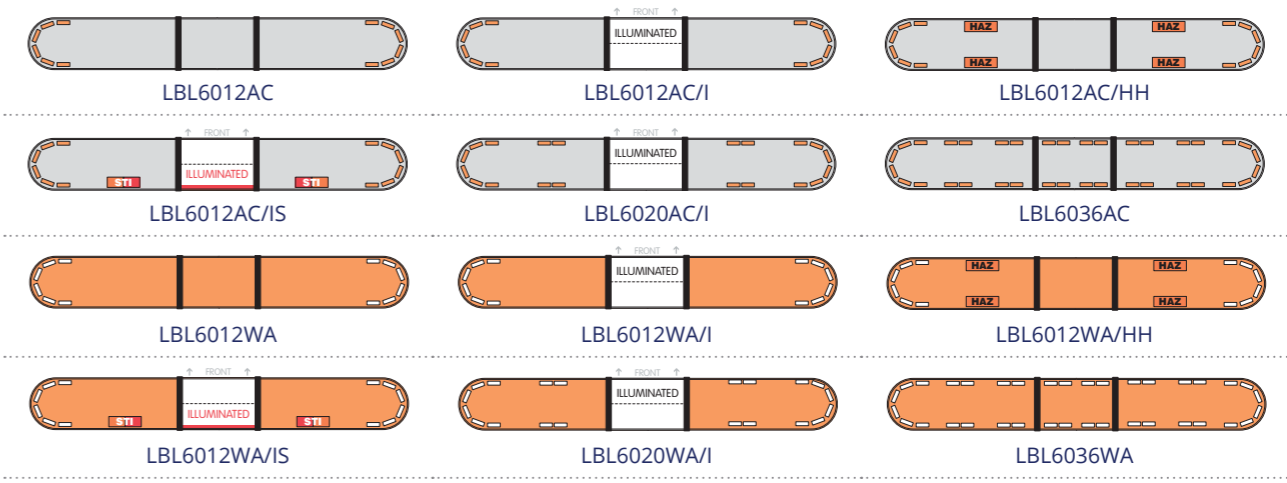
Lightbar Length - 4ft (1220mm)



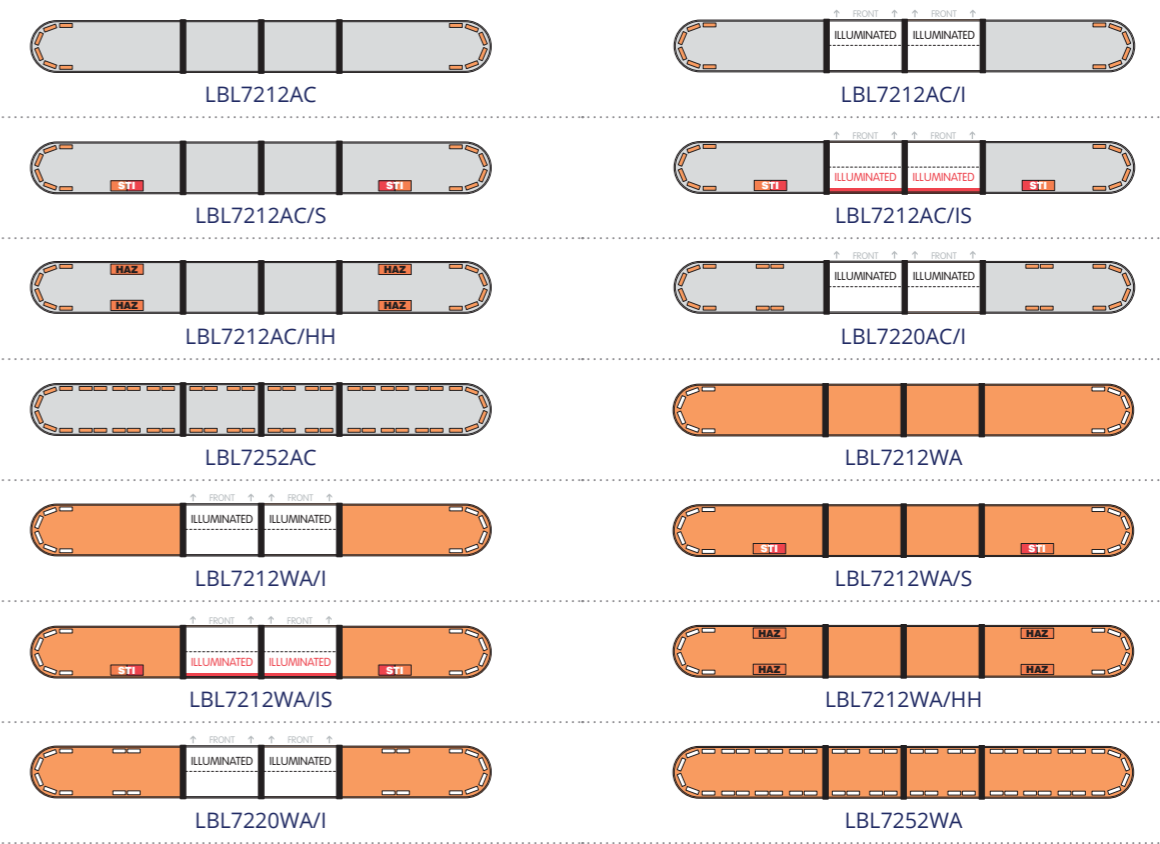
LIGHTNING TITAN LED LIGHTBAR Model Guide These lightbar drawings are for illustration purposes only

2 LED Module - AMBER 	2 LED Module - WHITE 	Stop, Tail, Indicator Light 	Hazard Light 	Magnetic 
---	---	--	---	---

Lightbar Length - 5ft (1524mm)




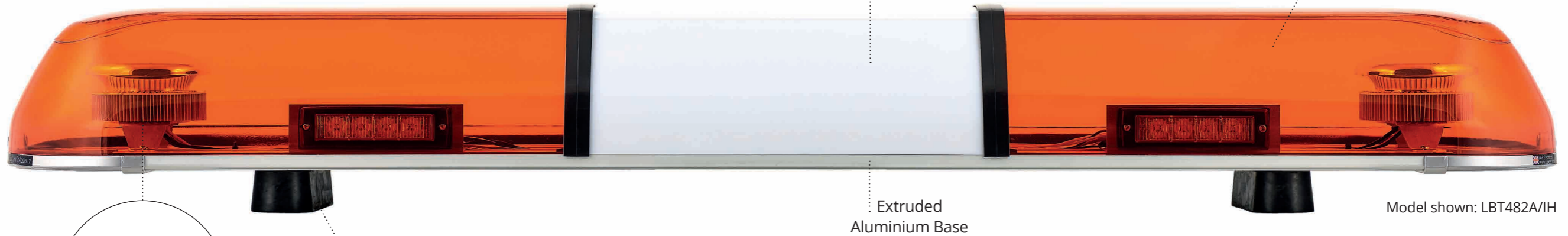
Lightbar Length - 6ft (1828mm)



TORNADO TITAN LED LIGHTBARS

The newest addition to the TITAN range, the TORNADO combines the latest LED and reflector technologies with the taller profile lens of the ROTATING TITAN.

Designed with ECE R65 approved double flash only, the TORNADO is the best value member of the TITAN LED family and is supplied with 2 x 45 LED reflector heads as standard. Customisable options such as 4 reflector heads, hazard lights, stop/tail/indicators, alley lights and centre illumination with optional sign writing are also available.



Adjustable Heavy Duty Rubber Mounting Feet
 Unique R65 Warning Modules Featuring 45 LEDs per head

Main Features

- Dual Voltage (12/24V)
- 2ft (0.6m), 2½ft (0.76m), 3ft (0.9m), 4ft (1.2m), 5ft (1.5m) & 6ft (1.8m) models available
- ECE R65 approved double flash pattern
- Amber polycarbonate lenses
- Extruded aluminium base
- Opal or amber centre sections available
- 4 bolt mounting fix / High rise feet option
- Extreme temperature reliability -30° to +50°
- 2.5 metre multi-core cable

OPTIONAL EXTRAS AVAILABLE

LED Stop, Tail, Indicator Light

LED R65 Directional Hazard Light

LED Alley Light Configuration

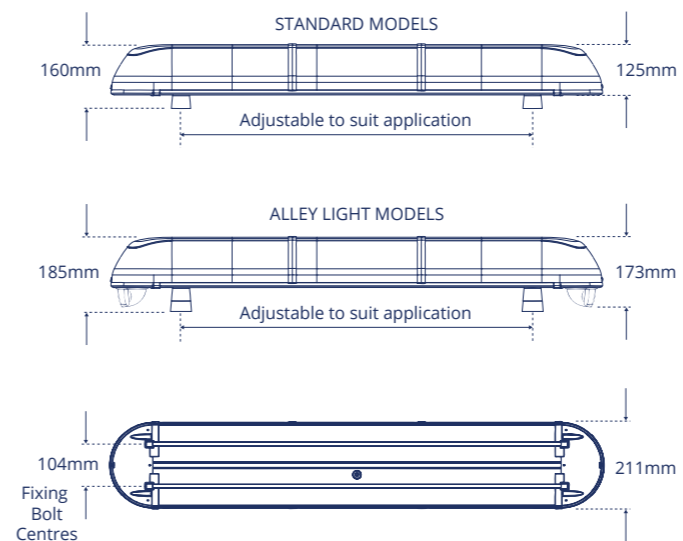
Sign Writing



Model shown: LBT242A

Special request lightbar service

As we manufacture all our TITAN lightbars at our UK production facility we can accommodate any specification that you require. Simply contact our customer services team and we will be happy to assist.



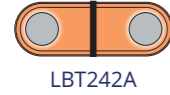
Components	Current Consumption 12V	Current Consumption 24V
R65 LED Module (x1)	2.00A	1.00A
Centre Illumination (x1)	0.40A	0.20A
Alley Light (x1)	0.30A	0.15A
Hazard Light (x1)	0.30A	0.15A
Stop, Tail, Indicator (x1)	0.60A	0.30A

TORNADO TITAN LED LIGHTBAR Model Guide

These lightbar drawings are for illustration purposes only

45 LED Module 	Stop, Tail, Indicator Light STI	Hazard Light HAZ
--	---	----------------------------

Lightbar Length - 2ft (610mm)



LBT242A

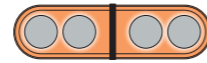
Lightbar Length - 2½ft (762mm)



LBT302A



LBT302A/I



LBT304A

Lightbar Length - 3ft (915mm)



LBT362A



LBT362A/I



LBT362A/S

Lightbar Length - 4ft (1220mm)



LBT482A



LBT482A/I



LBT482A/IS



LBT482A/IH




LBT484A



LBT484A/I

Lightbar Length - 5ft (1524mm)



LBT602A



LBT604A



LBT604A/I



LBT604A/S



LBT604A/IHH



LBT604A/IS

Lightbar Length - 6ft (1828mm)



LBT722A



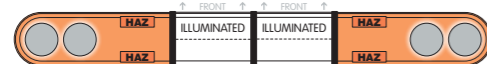
LBT724A



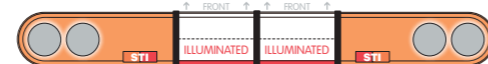
LBT724A/I



LBT724A/S



LBT724A/IHH

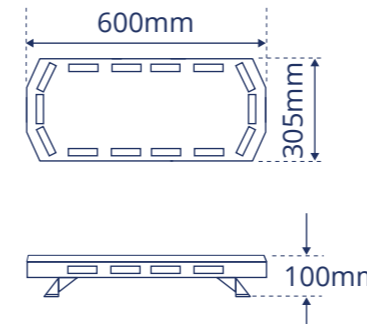


LBT724A/IS

ECLIPSE LED LIGHTBAR (LAP2314AC/ECO)

R10 1 YEAR WARRANTY

Our Eclipse LED lightbar features tough polycarbonate lenses and the latest generation LEDs with advanced optics.



Main Features

- Dual Voltage (12/24V)
- 56 x 1W amber LEDs
- 10 flash patterns
- Polycarbonate lens with aluminium base

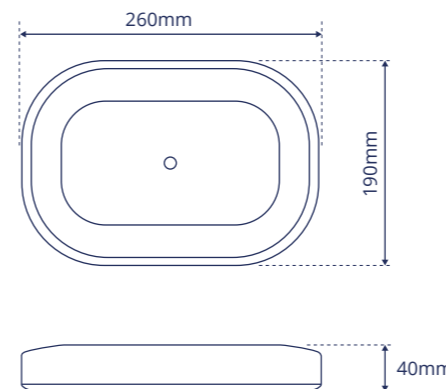
MINI LED LIGHTBARS (LAP0930 Range)

R10 2 YEAR WARRANTY

The economical low profile LAP0930 range provides ultra bright hazard warning with 30 x 1W amber LEDs.



Model shown: LAP0930AC/MAG



Main Features

- Dual Voltage (12/24V)
- IP56 rated ingress protection
- 40mph rated on magnetic version
- 11 flash patterns
- Clear polycarbonate lens

Part No	No. of Modules	No. of LEDs	LED Rating	Mounting
LAP0930AC/MAG	10	30	1W	Magnetic
LAP0930AC/SP	10	30	1W	Single Point

MINI LED LIGHTBARS (LAP1220 Range)

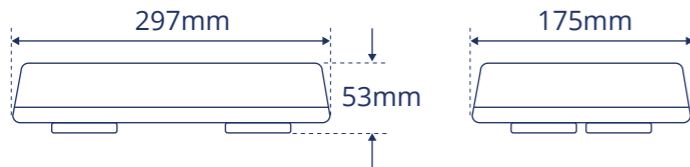


ECE R65 approved versions of our popular LAP1220 mini LED lightbars are now available with amber or clear lenses.



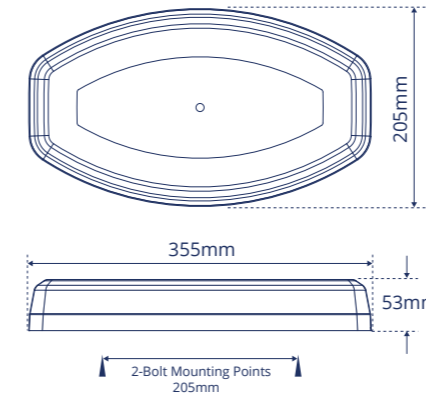
Main Features

- Dual Voltage (12/24V)
- Amber / clear polycarbonate lens and ABS base
- Available in magnetic and single point fixings
- Extremely low power consumption
- 40mph rated on magnetic version
- 10 flash patterns with single flash meeting R65 approval
- 20 x 3W / 20 x 1W LEDs



Part No	Colour	No. of Modules	No. of LEDs	LED Rating	Mounting	ECE R65	Current Consumption 12/24V
LAP1220R65MAG	Amber	10	20	3W	Magnetic	✓	1.4/0.7A
LAP1220R65SP	Amber	10	20	3W	Single Point	✓	1.4/0.7A
LAP1220MAG	Amber	10	20	1W	Magnetic		0.8/0.4A
LAP1220SP	Amber	10	20	1W	Single Point		0.8/0.4A
LAP1220CR65/MAG	Clear	10	20	3W	Magnetic	✓	1.4/0.7A
LAP1220CR65/SP	Clear	10	20	3W	Single Point	✓	1.4/0.7A
LAP1220C/MAG	Clear	10	20	1W	Magnetic		0.8/0.4A
LAP1220C/SP	Clear	10	20	1W	Single Point		0.8/0.4A

MINI LED LIGHTBARS (LAP1424 Range)

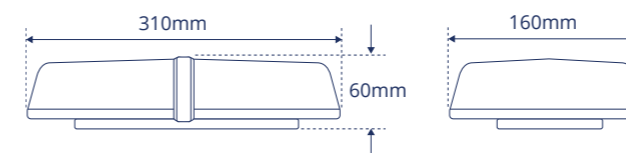


Main Features

- Dual Voltage (12/24V)
- Clear polycarbonate lens
- Current consumption (Avg/Max): 2.9/5.8A @ 12V, 1.4/2.9A @ 24V
- 23 flash patterns with double flash meeting R65 approval
- 24 x 3W amber LEDs
- 2-Bolt models can be linked for synchronised flash

Part No	No. of Modules	No. of LEDs	LED Rating	Mounting
LAP1424MAG	4	24	3W	Magnetic
LAP1424TB	4	24	3W	Two Bolt

MINI LED LIGHTBARS (LAP1224 Range)



Main Features

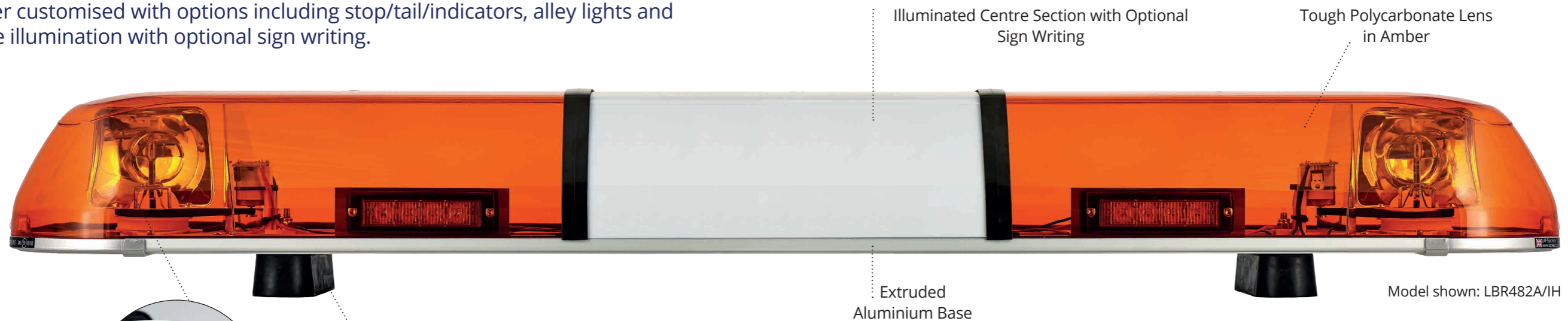
- Dual Voltage (12/24V)
- Clear polycarbonate lens
- Available in magnetic and single point fixings
- Aluminium base
- Low power consumption - 12V max 2A, 24V max 1A
- 8 flash patterns
- 24 x 1W amber LEDs

Part No	No. of Modules	No. of LEDs	LED Rating	Mounting
LAP1224MAG	6	24	1W	Magnetic
LAP1224SP	6	24	1W	Single Point

ROTATING TITAN LIGHTBARS

Utilising the robust technology of our halogen beacons, the ROTATING TITAN lightbar provides a cost effective way to add ECE R65 approved visual warning to vehicles of any size.

The advanced LAP optical system provides long range, wide angle visibility which can be supplemented with front and rear facing directional LED hazard lights. Designed and manufactured in the UK, the ROTATING TITAN lightbar can be further customised with options including stop/tail/indicators, alley lights and centre illumination with optional sign writing.



Advanced LAP reflector technology provides R65 approved light output. Available as single or double belt driven rotating modules.

Adjustable Heavy Duty Rubber Mounting Feet

Main Features

- Dual Voltage (12/24V)
- 2ft (0.6m), 2½ft (0.76m), 3ft (0.9m), 4ft (1.2m), 5ft (1.5m) & 6ft (1.8m) models available
- Nominal flash rate: 180 per min
- Amber polycarbonate lens
- Extruded aluminium base
- Reverse polarity protection
- Opal or amber centre sections available
- 4 bolt mounting fix / High rise feet option
- Extreme temperature reliability -30° to +50°
- 2.5 metre multi-core cable
- Supplied with 12V halogen bulbs

Special request lightbar service

As we manufacture all our TITAN lightbars at our UK production facility we can accommodate any specification that you require. Simply contact our customer services team and we will be happy to assist.

OPTIONAL EXTRAS AVAILABLE



LED Stop, Tail, Indicator Light



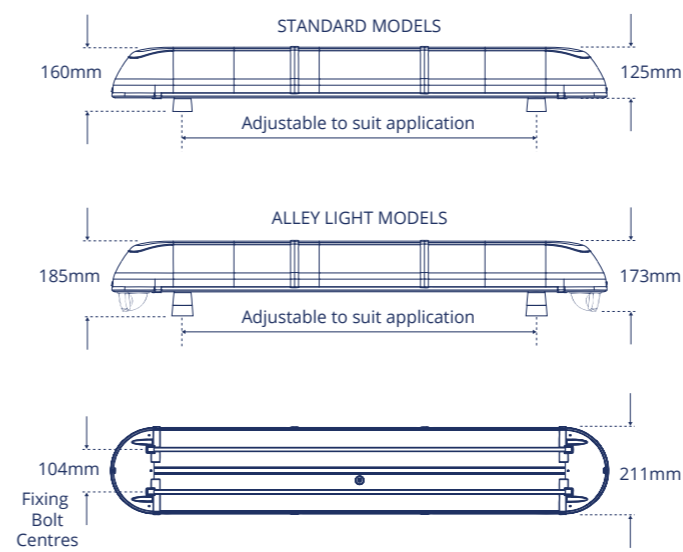
LED R65 Directional Hazard Light



LED Alley Light Configuration



Sign Writing


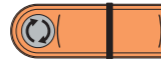
























Components	Current Consumption 12V	Current Consumption 24V
R65 Rotating Module (x1)	4.60A	3.00A
Centre Illumination (x1)	1.80A	0.90A
LED Alley Light (x1)	0.30A	0.15A
LED Hazard Light (x1)	0.30A	0.15A
LED Stop, Tail, Indicator (x1)	0.60A	0.30A

ROTATING TITAN LIGHTBAR Model Guide

These lightbar drawings are for illustration purposes only

Rotating Module and Mirror 	Stop, Tail, Indicator Light STI	Hazard Light HAZ
---	---	----------------------------

Lightbar Length - 2ft (610mm)	Lightbar Length - 2½ft (762mm)
 LBR242A	 LBR302A
	 LBR302A/I
Lightbar Length - 3ft (915mm)	
 LBR362A	 LBR362A/I
	 LBR362A/S
Lightbar Length - 4ft (1220mm)	
 LBR482A	 LBR482A/I
	 LBR482A/IS
 LBR482A/IH	 LBR484A
	 LBR484A/I
Lightbar Length - 5ft (1524mm)	
 LBR602A	 LBR604A
	 LBR604A/I
 LBR604A/S	 LBR604A/IHH
	 LBR604A/IS
Lightbar Length - 6ft (1828mm)	
 LBR722A	 LBR724A
 LBR724A/I	 LBR724A/S
 LBR724A/IHH	 LBR724A/IS



COMPACT ROTATING AND LED LIGHTBARS (CLB Range)

R65

R10

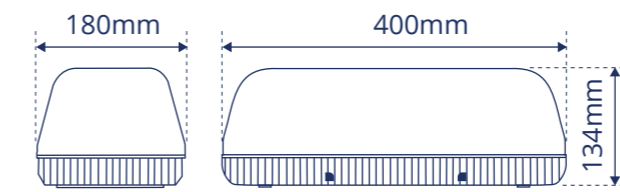
1 YEAR WARRANTY

Our Compact Lightbar is designed to provide superior light output and maximum visibility.



Main Features

- Dual Voltage (12/24V)
- Rotating models supplied with 12V halogen bulbs
- IP56 rated ingress protection
- -30°C to +50°C extreme temperature reliability
- New LED model features 2 x 45 LED reflector modules (R65 approved - double flash pattern)



Part No	Voltage	Light Source	Action	Colour	Current Consumption 12/24V	Flash Rate (Per min)	Mounting	Weight KG (Approx)
CLB55SA	12/24V	Halogen	Rotating	Amber	9.2/6.0A	180	Single Point	2.5
CLB55MA	12/24V	Halogen	Rotating	Amber	9.2/6.0A	180	Magnetic	3.2
CLBT162A/SP	12/24V	LED	Double Flash	Amber	4.0/2.0A	120	Single Point	2.0